

Travel Guide

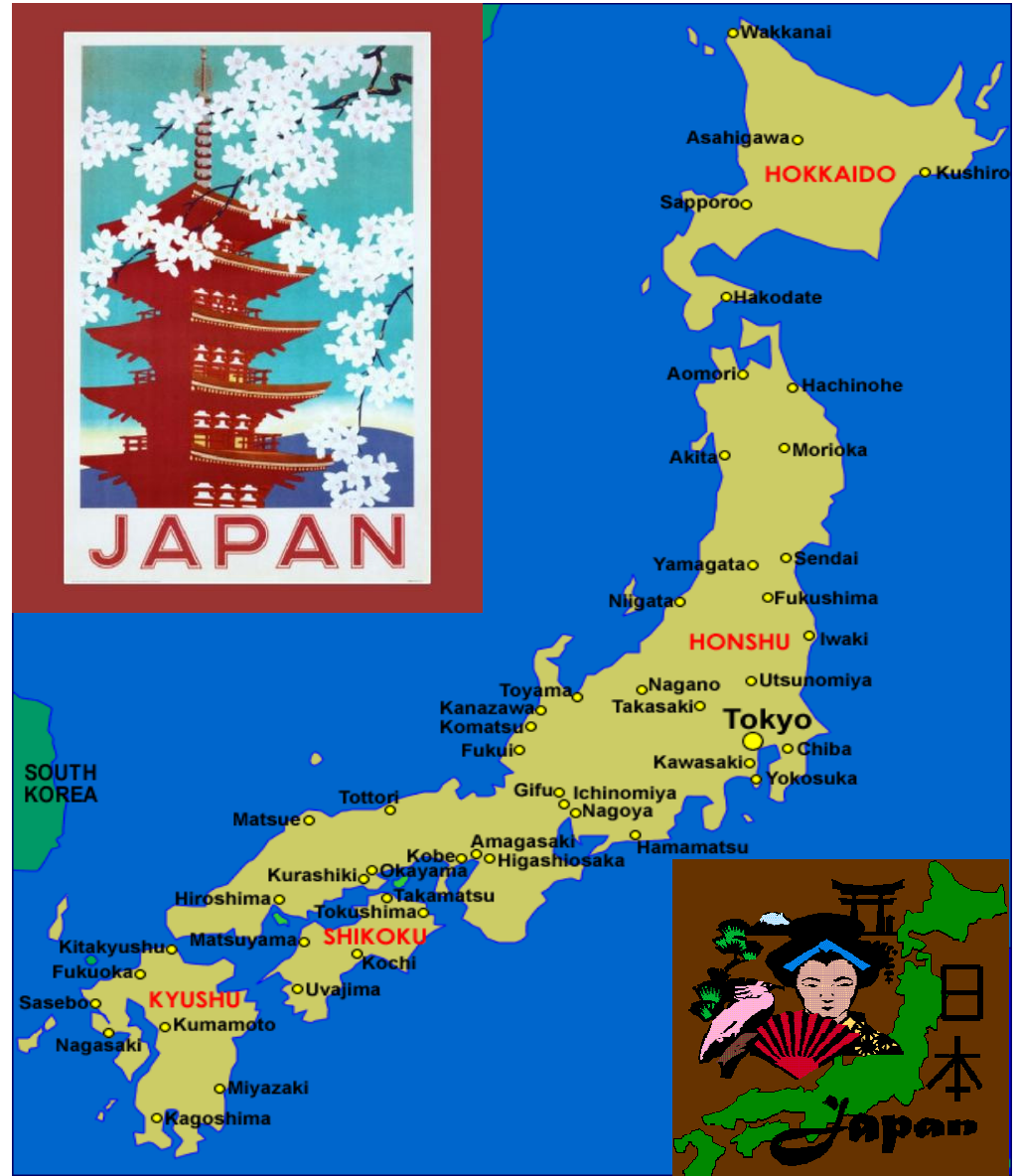

3rd - 22nd March

©2009 David

Chiem

Japan Trip 2009

David	Lisa	Nancy	Michael	Charles
Kim	Young	John	Orla	Tony



PRIOR TO LEAVING

Japan Trip 2009

Checklist:

- Make photocopies of your documents, tickets, credit card details birth certificate, airline tickets, travel insurance documents and credit cards.
- Leave a set of copies with someone at home, and take a copy with you but keep them separate from the originals while you are travelling.
- Boarding passes for flights etc.
- Passport
- 7 Day JR pass
- Travel Insurance
- Check medical records
- Ponchos!! For rainy days.
- Ski/Snowboard Gear.
- Thermals.
- iPod, Laptop, Camera, Camcorder, phones etc.
- Chargers, Aus-Jap plug adaptor.
- Clothes, Toiletries, Medication etc.
- Books, glasses, sunnies.
- AUD and JPY Money, Credit Card, ID, Drivers License etc.
- Leave a copy of this itinerary with your contact addresses for family and friends for emergency.

G'day all,

So here we go onto our well awaited ski/snowboard trip to Niseko Japan. I am totally excited to learn how to snowboard



and dive into the cultural experience that Japan has to offer. From tasty morsels of sushi or sashimi, okonomiyaki, ramen, yakitori, udon and even may FUGU~ I said maybe..hahaha :)

So our first leg takes us to Niseko Japan; I like to study the places that we see so I know what we may be up against, so here are some facts about Niseko Japan:

- With a population of only 4,654 (as of March 31, 2008), it welcomes as many as 1.5 million tourists each year.
- The word Niseko means "vertical cliff" in the language of Hokkaido's aboriginal people, the Ainu.
- The average annual temperature sits around 6.3°C.
- Niseko has four main ski areas: Hanazono, Annupuri, Higashiyama and Hirafu . Most activity happens around the village of Hirafu, approximately 20 minutes from Kutchan. The village is overlooked by Mount Yotei which resembles Mount Fuji so much it is often referred to as the Fuji of the north.

- Cycle Rental Kyoto
http://eng.rentacycle.jp/how-to-rent_e.html

- K's House Kyoto Website
<http://kshouse.jp/kyoto-e/index.html>

HIROSHIMA

- Hiroshima Tourist Navigator Website
http://www.hcvb.city.hiroshima.jp/e_navigator/

- Hana Hostel
<http://hiroshimahostel.jp/>

OSAKA

- Dotonbori Hotel Osaka
<http://www.dotonbori-h.co.jp/accommodation/e-guestrooms.html>

KOYASAN

- Shojoshin- in Temple info
http://www.japaneseguesthouses.com/db/mount_koya/shojoshinin.htm

Email Addresses:

David Chiem: d.chiem@yahoo.com
Lisa Ho: jet.pugsley@gmail.com
Nancy Ho: contactnancyho@hotmail.com
Michael Huynh: michaelhuynh1979@gmail.com
Charles Pham: chuckyplay@hotmail.com
Young: trinh00@gmail.com

USEFUL LINKS

GENERAL

- Japan National Tourism Homepage

<http://www.jnto.go.jp/eng/>

- Mobile Phone Rental

<http://www.mobilephonejp.com/>

- Shinkansen Timetable Search site.

<http://grace.hyperdia.com/cgi-english/hyperWeb.cgi>

- JR Pass information

http://www.japanrail.com/JR_japanrailpass.html

TOKYO

- Tokyo Metro

<http://www.tokymetro.jp/global/en/index.html>

- Tokyo Monorail

<http://www.tokyo-monorail.co.jp/english/>

- K's House Tokyo Website

<http://kshouse.jp/tokyo-e/index.html>

KYOTO

- Japan National Tourism- Kyoto

<http://www.jnto.go.jp/kws/>

- Kyoto Kigashiyama Hanatouro 2009

http://www.hanatouro.jp/e/index_h.html

- Kyoto Visitor's guide

<http://www.kyotoguide.com/>

32

PRIOR TO LEAVING

Japan Trip 2009

On our second leg of the trip we will be heading down south back to Tokyo for 3 days, where we will see, hear, taste and smell everything that is 'Modern' Japan. Japanese people have an obsession to be different. There is always a twist to things we see as normal in our everyday lives such as a Mayonnaise Restaurant where they serve, yep you guessed it, mayonnaise! Also there is a coriander restaurant, where they make weird and wonderful concoctions from this herb. Then to the famous Harijuku crowd where they dress as gothic lolitas, anime characters, sci fi costumes, cosplay elvis wannabe's, and the list goes on and on...



From here we head to traditional Japan where there are more temples and shrines than you can poke a stick at..Kyoto is a city that has survived over a 1000 years of tradition and religion, and was fortunately spared last minute from an atomic bomb during the second world war due to its rich historic value.

We then venture to the city of Hiroshima for 2 days. When the first atomic bomb was dropped over Hiroshima on August 6, 1945, the city became known worldwide for this unenviable distinction. One of the few buildings that remained standing afterwards has been preserved; known today as the A-Bomb Dome, it is a monument to the bomb's dreadful power.

We then travel to Osaka for 2 days, seeing what the best it has to offer for this once small sleepy fishing village. We will be seeing the Himeji Castle as well as the Shrine that was featured in the 'Last Samurai'.

From here we travel to Koya-san for 1 night where we will take part in a shukubo or temple lodge, staying in a temple, eating shojin ryori and taking part in the morning prayers.



We then take a long trip via Shinkansen back to Tokyo to go back home.

I hope this trip will be full of excitement, fun and adventure where new things are learnt, new tastes are savoured and sights that are forever burnt in your memory bank. Overall lets be safe and Enjoy!! :)

**DAY 1–
TUES
3RD
MARCH**

Japan Trip 2009

Brisbane → Cairns → Tokyo

**DAY 20–
SUN
22TH
MARCH**

Japan Trip 2009

Tokyo → Cairns → Brisbane

Departure Schedule

Please make sure you have everything packed and ready to go before Tuesday 3rd March. We need to get to the airport by 5:30am AT THE LATEST! Make sure Maxi taxis are booked the night before.

✈ your flight itinerary

Date	Flight Number	Departing	Arriving
Tue 3 Mar 2009	JQ926 JetSaver *	Brisbane Tue 3 Mar 2009 0610 hr / 6:10 am Brisbane Domestic Terminal	Cairns Tue 3 Mar 2009 0835 hr / 8:35 am Cairns Domestic Terminal

✈ your flight itinerary


Date	Flight Number	Departing	Arriving
Tue 3 Mar 2009	JQ25 JetSaver *	Cairns Tue 3 Mar 2009 1205 hr / 12:05 pm Cairns International Terminal	Tokyo (Narita International) Tue 3 Mar 2009 1845 hr / 6:45 pm Terminal 2

*From Narita International Airport

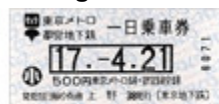
*By **Keisei line** (Recommended)

The cheapest way (75-80min, 1000 yen- Approx \$15-\$16)

*Pick up Pass as we may want to go out the night we arrive in Tokyo!



Adult



Child

Adult: ¥1,000

- Take limited express train (Tokkyu) from the airport (NOT SKYLINER)
Get off at **Aoto station**.
- Transfer to Subway Asakusa Line (at the same platform)
Get off at **Kurumae station**.

Sat 21 Mar 2009	JQ26 JetSaver *	Tokyo (Narita International) Sat 21 Mar 2009 2010 hr / 8:10 pm Terminal 2	Cairns Sun 22 Mar 2009 0450 hr / 4:50 am Cairns International Terminal
-----------------	--------------------	---	--

✈ your flight itinerary

Date	Flight Number	Departing	Arriving
Sun 22 Mar 2009	JQ931 JetSaver *	Cairns Sun 22 Mar 2009 0905 hr / 9:05 am Cairns Domestic Terminal	Brisbane Sun 22 Mar 2009 1110 hr / 11:10 am Brisbane Domestic Terminal

THE END

**DAY 19—
SAT
21TH
MARCH**

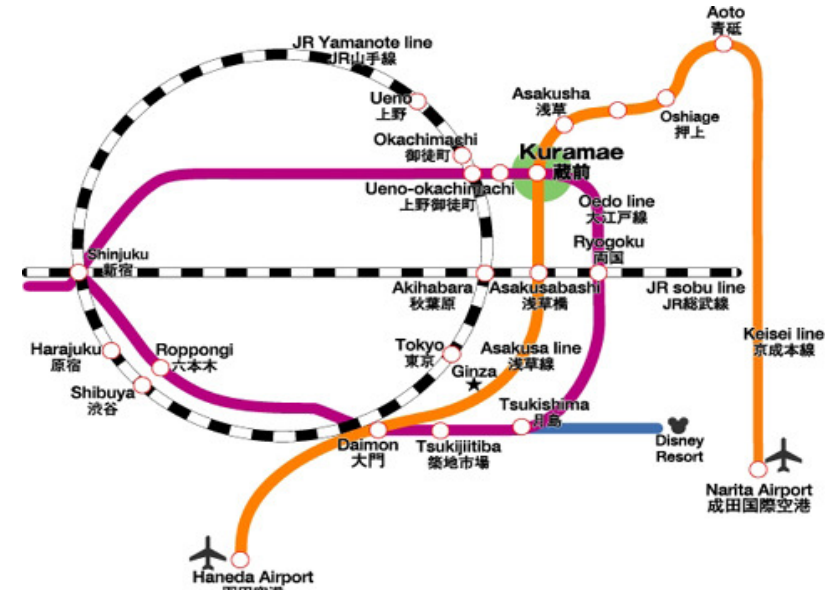
Japan Trip 2009

Koyasan → Tokyo

Required time 6hours 42min
Distance 705.1 km
Total amount of money ¥18200

Transfer	Arrival & Departure	Required	Station name & Route and Train name	Fare	Charge	Time table	Information	Information	
								Airline	J.R.
	11:16	●	KOYASAN						
	%	5min	Nankai Koyasan Cablecar	¥380					
5min	11:21 11:26	●	GOKURAKUBASHI						
	%	39min	Nankai Ltd. Exp. Koya						
	12:05 12:06	●	HASHIMOTO(WAKAYAMA)	¥850	Reserved seat ¥760				
	%	41min	Nankai Ltd. Exp. Koya						
	12:47 12:47	●	SHINIMAMIYA						
	+	6min	Walk						
13min	12:53 13:06	●	DOBUTSUENMAE						
	%	20min	OsakaCity Midousuji Line	¥270					
14min	13:26 13:40	●	SHINOSAKA						
	#	173min	SHINKANSEN HIKARI 374		Unreserved seat ¥4730				
17min	16:33 16:50	●	SHINAGAWA	¥9350					
	#	68min	LTD. EXP NARITA EXPRESS 41		Reserved seat ¥1860				
	17:58	●	NARITA AIRPORT						

- From Kuramae sta on Asakusa line (4min walk)
 - Take **A2** Exit and turn right
 - Across to the other side of the street on the traffic light and then turn right .
 - Walk up on the Edo Street (2min) and turn left on the first street after you pass the Seven Eleven (convenience store), there is the other convenience store Sunkus on the other side of the street.



Check in
K's House
Tokyo for
overnight
stay 3rd
March
2009.

DAY 2—
WED
4TH
MARCH

Japan Trip 2009

Tokyo → Chitose Airport → Niseko

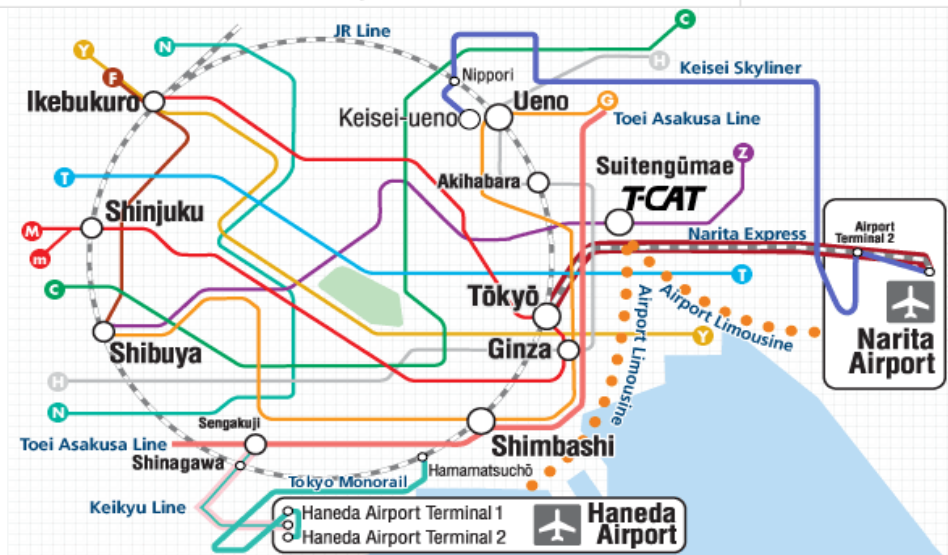
Check out to Haneda Airport –

OUT OF THE DOOR BY 8.45-9.00AM!!!

-----> Take train **Asakusa Line** to Haneda Airport.

OPTION 1:

Keikyu Line



REFER TO SUBWAY MAP!

Tokyo Subway Route Map:

http://www.tokyoMetro.jp/global/en/service/pdf/routemap_en.pdf

DAY 18—
FRI
20TH
MARCH

Japan Trip 2009

Koyasan

Shojoshin-in's Address:

556 Koyasan, Koya-cho

Ito-gun

Wakayama-ken

Directions: From JR Shin-Osaka or JR Osaka train station, take the Midosuji subway line to Namba subway station, about a 15 minute subway ride. At Namba subway station, transfer to the Nankai Railway Station. It is a 1 hour 30 minute train ride on the Rapid Express train on the Nankai Koya rail line to Gokurakubashi train station. From Gokurakubashi train station, take the Koya-san cable car up Mt Koya, a 5 minute cable car ride. At the cable car station, ask for "A Guide to Koyasan" (the English map of Mt Koya) and you will see Shojoshin-in clearly marked near the entrance to Okunoin. It is

**DAY 18—
FRI
20TH
MARCH**

Japan Trip 2009

Koyasan

Shojoshin-in 清浄心院

Welcome to Shojoshin-in. This large traditional **Buddhist Temple** (see definition of ryokan styles below) is one of the oldest temples on Mount Koya - built 3 years before Kongobuji Temple. Shojoshin-in has Japanese style guest rooms as well as a "hanare" (private guest residence which has a private bath and toilet), Japanese-style gardens and a pond. Shojoshin-in provides shared baths for both women and men, and "shojin-ryori" or Buddhist Monk vegetarian meals are served to the guests. The early morning service is followed by a short tour of the temple's treasures (in Japanese). Unfortunately Shojoshin-in cannot make a reservation with your American Express - please use a Visa or MasterCard. If you decide to stay at Shojoshin-in, please prepare cash payment ahead of time, as they do not accept credit cards for payment (only used in case a customer does not show up). If you want to make and international ATM cash withdrawal, the local bank is open 8:45-17:00 on weekdays and 9:00-17:00 on weekends, and the post office (has 2 international ATMs) is open 8:45-18:00 on weekdays, 9:00-17:00 on Saturdays and 9:00-15:00 on Sundays (however, neither of these are close to Shojoshin-in). Thank you.



OPTION 2:

Route1 Departing Kuramae - Arriving Daimon



No. of transfers	0Time(s)	Travel time	13m	Fare	210Yen
DEPART	Kuramae(A17)				
	Toei-Asakusa line		13m		210Yen
ARRIVE	Daimon(A09)				

HAMAMATSU CHO	190	260	330	330	400	400	470	470	470	Adult
	100	130	170	170	200	200	240	240	240	child
TENNOZU ISLE	190	260	260	330	330	400	400	470	470	Adult
	100	130	130	170	170	200	200	240	240	child
OI KEIBAJO-MAE	190	190	260	260	330	330	330	400	400	Adult
	100	100	130	130	170	170	170	200	200	child
RYUTSU CENTER	150	190	190	260	260	330	330	330	330	Adult
	80	100	100	130	130	170	170	170	170	child
SHOWA JIMA	190	190	260	260	260	330	330	330	330	Adult
	100	100	130	130	130	170	170	170	170	child
SEIBIJO	150	190	260	260	260	330	330	330	330	Adult
	80	100	130	130	130	170	170	170	170	child
TENKU BASHI	190	190	260	260	260	330	330	330	330	Adult
	100	100	130	130	130	170	170	170	170	child
SHIN SEIBIJO	150	190	260	260	260	330	330	330	330	Adult
	80	100	130	130	130	170	170	170	170	child
HANEDA AIRPORT TERMINAL 1									150	Adult
									80	child
HANEDA AIRPORT TERMINAL 2										Adult
										child

Times & Fares from Airport to Major Stations

PDF:804KB



**DAY 2—
WED
4TH
MARCH**

Japan Trip 2009

Tokyo → Chitose Airport → Niseko

Flight 1 Wednesday, March 04, 2009

Confirmed Departure: **11:05 Tokyo, Japan - Haneda , terminal D1**
Arrival: 12:40 Sapporo, Japan - Chitose

Airline: Japan Airlines **JL521** Duration: 1:35
Aircraft: Boeing 777-200/300
Last check in: information not available

Fare type: Economy Restricted
Baggage: 20 kilogram(s) per traveller information not available

Route	Departing	Arriving
SkiJapan.com Charter Bus		
Chitose -> Hirafu	04/03/2009 @ 13:30	04/03/2009 @ 16:00

Sapporo to Tokyo

Flight 1 Wednesday, March 11, 2009

Confirmed Departure: **15:30 Sapporo, Japan - Chitose**
Arrival: 17:05 Tokyo, Japan - Haneda , terminal D1

Airline: Japan Airlines **JL524** Duration: 1:35
Aircraft: Boeing 777-200/300
Last check in: information not available

Fare type: Economy Restricted
Baggage: 20 kilogram(s) per traveller
Information not available

Route	Departing	Arriving
SkiJapan.com Charter Bus		
Hirafu -> Chitose	11/03/2009 @ 10:30	11/03/2009 @ 13:00

6 DAYS OF SKIING/SNOWBOARDING

**DAY 18—
FRI
20TH
MARCH**

Japan Trip 2009

Osaka → Koyasan

3/20 2009

Route	Departure time/Platform	Arrival time/Platform	Total sum	Required time	Distance	Number of transfers
The first	OSAKA(09:03) 1	KOYASAN(11:06)	¥1400	2hours 03min	73.0 km	2times
The second	OSAKA(09:17) 7	KOYASAN(11:53)	¥2850	2hours 36min	82.6 km	5times
The third	OSAKA(09:09) 1	KOYASAN(11:53)	¥2670	2hours 44min	75.0 km	5times
The fourth	OSAKA(09:41) 1	KOYASAN(12:07)	¥2170	2hours 26min	75.0 km	5times
The fifth	OSAKA(09:14) 1	KOYASAN(12:07)	¥2460	2hours 53min	83.2 km	5times

Transfer	Arrival & Departure	Required	Station name & Route and Train name	Fare	Charge	Time table	Information	Link				
								Airline	JR	Rent-a-car	Map	Hotel
	09:03		OSAKA									
	%	11min	JR Yamatoji Line	¥170								
12min	09:14 09:26		SHINIMAMIYA									
	%	49min	Nankai Koya Line Exp.									
	10:15 10:18		HASHIMOTO(WAKAYAMA)	¥350								
	%	38min	Nankai Koya Line									
5min	10:56 11:01		GOKURAKUBASHI									
	%	5min	Nankai Koyasan Cablecar	¥380								
	11:06		KOYASAN									

JOHN, ORLA AND TONY WILL LEAVE US... PLEASE REFER TO LAST PAGES ON HOW TO GET BACK TO TOKYO.

**DAY 17—
THURS
19TH
MARCH**

Japan Trip 2009

Himeji Castle → Osaka

BACK TO OSAKA:

3/19 2009

Route	Departure time/Platform	Arrival time/Platform	Total sum	Required time	Distance	Number of transfers
The first	HIMEJI(18:12) 6	OSAKA(19:13) 9	¥1450	1hour 01min	87.9 km	0time
The second	HIMEJI(18:12) 6	OSAKA(19:28)	¥1260	1hour 16min	90.0 km	1time
The third	HIMEJI(18:23)	OSAKA(19:28) 9	¥3640	1hour 05min	87.9 km	1time
The fourth	HIMEJI(18:12) 6	OSAKA(19:28) 9	¥1460	1hour 16min	88.0 km	2times
The fifth	HIMEJI(18:12) 6	OSAKA(19:37) 8	¥1540	1hour 25min	88.4 km	2times

Required time 1hour 01min (Taking time 61min)
 Distance 87.9 km (Transfer 0)
 Total amount of money ¥1450 (Fare ¥1450 Charge ¥0)

Transfer	Arrival & Departure	Required	Station name & Route and Train name	Fare	Charge	Time table	Information	Link				
								Airline	RR	Rent-a-car	Map	Hotel
	18:12		HIMEJI									
	%	61min	JR Special Rapid Service	¥1450								
	19:13		OSAKA									

**DAY 9—
WED
11TH
MARCH**

Japan Trip 2009

Tokyo (3 days)

Note:

- Pick up 1 day all Metro & Toei unlimited passes.
- When transferring between trains, be sure to use the **ORANGE** transfer gate.
- Transfer must be within 30mins!!
- Reserve Seats for JR Shinkansen travels to cities.

Places to See



Tokyo:

Central Tokyo

Imperial Palace

Ginza (Shopping Mecca)

- Tsukiji Fish Market – best between 6-8am, need to grab an English guide at market entrance.
- Tokyo National Museum – 13-9 Ueno-Koen, Taito-ku; Adult/Student 420/130 Yen. (9.30-5pm Tue-Thu, Sat & Sun, to 8pm Fri Apr-Sep).

Eats:

- Sakata – Best Noodle spot!!
- Sushi Zanmai – Freshest seafood, near fish market!
- Mikuniya – Unagi Specialists!

**DAY 9–
WED
11TH-13TH
MARCH**

Japan Trip 2009

Tokyo (3 days)

- Edogin – Cheap eats at Tsukiji Market.
- Kyubei – Regarded as one of best sushi restaurant.

Shinjuku

- West Side Yodobashi camera store and sakuraya.

Harajuku

- Only viewed on weekends.

Shibuya

- Shibuya Crossing – Famous 4-way crossing and youth orientated shopping district.

Roppongi

- Roppongi Hills – metropolis area
- Tokyo Tower
- Ryogoku Sumo

**DAY 17–
THURS
19TH
MARCH**

Japan Trip 2009

Himeji Castle

How to get there:

Take Shinki Bus number 8 from either Himeji Station or Himeji Castle to the terminal stop "Mount Shosha Ropeway" (30 minutes, 260 yen one way, departures every 15-20 minutes). Then, take the Mount Shosha Ropeway up the mountain (500 yen one way, 900 yen round trip, departures every 15 minutes).

A convenient ticket to use is the "Shoshazan Ropeway" combination ticket, that includes a round trip by bus from Himeji Station to the ropeway station and the ropeway round trip for 1,300 yen. It is available at the ticket counter of the Shinki Bus Terminal in front of Himeji Station.

Note that there are two bus terminals in front of Himeji Station, one for the white Himeji City Buses (on the right side of the main road when exiting JR Himeji Station), and one for the orange Shinki Buses (on the left side of the main road when exiting JR Himeji Station). You need to take a Shinki Bus.

Hours and fees

Engyoji Temple Grounds

Hours: 8:30 to 17:00 (closing times vary seasonally by +/- one hour)

Closed: No closing days. But the ropeway is out of service for maintenance for one week in mid December.

Admission: 300 yen



**DAY 17—
THURS
19TH
MARCH**

Japan Trip 2009

Himeji Castle

It is virtually the last castle in Japan that still manages to tower over the surrounding skyscrapers and office buildings.

Admission is ¥600 adults and ¥200 children. The castle is open 9 AM to 4 PM daily or until 5 PM from June until August (The castle is closed between December 29 – 31.) A free guided tour in English is included *if* a guide happens to be available (no reservations are possible). The castle is an easy 10-minute walk north from the station.



Mount Shosha (Shoshazan) is the site of Engyoji, an atmospheric temple complex with a history of over 1000 years. Located at the edge of Himeji City, the mountain can be accessed in only 30 minutes from the city center by bus and ropeway.

Engyoji's temple buildings are spread over a spacious, densely forested area on the mountain top. From the ropeway station it takes a 10-15 minute walk uphill to reach Niomon Gate, and another 10-15 minutes to reach the Maniden, a beautiful wooden temple hall, constructed on pillars on a steep slope.

Another five minute walk along forest trails brings you to the three massive wooden temple halls, known as mitsunodo: the Daikodo (main hall), Jikido (lodging and dining hall, now exhibiting temple treasures) and Jogyodo (gymnasium).

More temple buildings and an observation point with nice views over the urban sprawl of Himeji, are located even further along the trails in the Okunoin area.

In recent years, Mount Shosha has gained some fame overseas by having served as a film location for the Hollywood movie "The Last Samurai".
900 yen round trip, departures every 15 minutes).

**DAY 12—
SAT
14TH-15TH
MARCH**

Japan Trip 2009

Tokyo → Kyoto (2 days)

EARLY DEPARTURE – 8-9am!!!

Nozomi

At present, the Japan Rail Pass does not cover Nozomi-type Shinkansen "bullet trains" on the Tokaido/Sanyo lines connecting Tokyo, Nagoya, Kyoto, Osaka, Hiroshima, Hakata (Fukuoka) and other cities. There are however many Hikari and Kodama Shinkansen trains on the same lines so you can travel freely with a rail pass. You should be aware though that long trips between Tokyo and Hiroshima or points further southwest (Fukuoka, Nagasaki etc.) may take a little longer than with Nozomi trains. If you want to use a Nozomi train, you will have to pay full price for tickets.

3/14 2009

Route	Departure time/Platform	Arrival time/Platform	Total sum	Required time	Distance	Number of transfers
The first	TOKYO(09:03) 15	KYOTO(11:48) 13	¥12710	2hours 45min	513.6 km	0time
The second	TOKYO(09:33) 14	KYOTO(12:14) 13	¥12710	2hours 41min	513.6 km	0time
The third	TOKYO(10:03) 18	KYOTO(12:48) 13	¥12710	2hours 45min	513.6 km	0time
The fourth	TOKYO(10:33) 15	KYOTO(13:14) 13	¥12710	2hours 41min	513.6 km	0time
The fifth	TOKYO(09:56) 15	KYOTO(13:37) 14	¥12710	3hours 41min	513.6 km	0time

#:Timetable directly search %:Timetable applied search +:Expectation

+ Arrival and departure time is differs from actual time. Please use it as reference.

Required time 2hours 45min (Taking time 165min)
 Distance 513.6 km (Transfer 0)
 Total amount of money ¥12710 (Fare ¥7980 Charge ¥4730)

Transfer	Arrival & Departure	Required	Station name & Route and Train name	Fare	Charge	Time table	Information	Link				
								Airline	J.R.	Rent-a-car	Map	Hotel
	09:03		TOKYO									
	#	165min	SHINKANSEN HIKARI 365	¥7980	Unreserved seat ¥4730							
	11:48		KYOTO									

**DAY 12—
SAT
14TH-15TH
MARCH**

Japan Trip 2009

Kyoto (2 days)

- Check into K's House Kyoto

1x Twin B type 61,200(2,900yen/person/night)
 1x Twin A type (3,100yen/person/night)
 3x Double A type (3,100yen/person/night) Total amount : 61,200 JPY



Note:

Pick up 'Tourist Map of Kyoto' and 'Kyoto Walks etc. from Tourist Information Centre in station.

Optional Pick up Electric Bikes from Rental place – 2000 yen/bike/day! OR Scooter Hire – 4000 yen per day. DIFFERENT EXPERIENCE!



No-Parking sign in Kyoto city

**DAY 17—
THURS
19TH
MARCH**

Japan Trip 2009

Osaka → Himeji Castle

the third Harudani Katsura on the east gate, and by Kambi Fujiyama on the west gate. The beautiful stone-paved pathways here, and the moss-covered Buddhist figure, rep-
 3/19 2009

Route	Departure time/Platform	Arrival time/Platform	Total sum	Required time	Distance	Number of transfers
The first	OSAKA(09:04) 4	HIMEJI(10:05)	¥1450	1hour 01min	87.9 km	0time
The second	OSAKA(09:15) 4	HIMEJI(10:18)	¥2280	1hour 03min	87.9 km	1time
The third	OSAKA(09:22) 3	HIMEJI(10:21) 7	¥2390	59min	87.9 km	0time
The fourth	OSAKA(09:04) 4	HIMEJI(10:25)	¥1570	1hour 21min	91.8 km	1time
The fifth	OSAKA(09:04) 4	HIMEJI(10:34) 6	¥1620	1hour 30min	88.1 km	2times

#:Timetable directly search %:Timetable applied search +:Expectation
 + Arrival and departure time is differs from actual time. Please use it as reference.

Required time 1hour 01min (Taking time 61min)
 Distance 87.9 km (Transfer 0)
 Total amount of money ¥1450 (Fare ¥1450 Charge ¥0)

Transfer	Arrival & Departure	Required	Station name & Route and Train name	Fare	Charge	Time table	Information	Link						
								Airline	JR	Rent-a-car	Map	Hotel		
	09:04	●	OSAKA											
	%	61min	●●●● JR Special Rapid Service	¥1450										
	10:05	●	HIMEJI											

resent the cultured aspects of Osaka.

Places to See:

Himeji Castle (姫路城 *Himeji-jō*). Dating to 1609 and also graced with the name "White Egret Castle" (白鷺城 *Shirasagi-jō*), this striking white edifice is generally considered the most beautiful of Japan's castles and is one of the few that has escaped the ravages of civil war, earthquakes and fire bombings. The castle was designated as a national treasure in 1931 and was registered as a UNESCO World Heritage site in 1993.

DAY 16—
WED
18TH-19TH
MARCH

Japan Trip 2009

Osaka (2 days)

Nipponbashi DENDEN Town - Address 〒556-0005 Nipponbashi and Ebisucho Naniwa-ku Osaka
Nipponbashi and Ebisucho Naniwa-ku Osaka

Used to be a small district with shops selling used clothes and second-hand books. It grew into one of the largest commercial districts in Osaka, packed with electrical equipment discount stores, within just few decades. People laden with shopping bags occupy the street on weekends and holidays.

Transportation 1 minute on foot from “Ebisucho Station” of Subway Sakaisuji Line, 5 minutes on foot from “Nipponbashi Station” of Kintetsu Line and Subway Sakaisuji Line, Sennichimae Line.

- **Tenjimbashi-Suji Shopping Street** – Subway Tenjimbashisuji 6-chome Sta. (exit No.8), Ogimachi Sta. , Minamimorimachi Sta.

A 2.6-kilometer line of small shops make up this roofed shopping street, which runs from Tenjimbashi 1 chome to 7 chome, nearly as far as the distance between three subway stations. The street, whose high vaulted roof makes for a feeling of great spaciousness, is Japan’s longest shopping street. Numerous movie theatres and game centres will be found along it, all of them frequented by familiar old faces; this is definitely a place for everyday people. There are events held on the street almost every day.

America-mura (American Village) - Subway Shinsaibashi Sta.(exit No.7)

Since the 1970s, America-Mura (America Village) has been a centre of youth culture in Osaka. The streets are crammed with used clothing stores, miscellaneous goods shops, cafes, galleries and more. The area got its name from the import shops selling miscellaneous goods from America which were set up here around 30 years ago. Centered at Sankaku Koen (Triangle Park), America-Mura is always full of young people sporting unique fashions. There are performances and flea markets on weekends, which create a lively, fun atmosphere.

Hozenji Yokocho –

This narrow, stone-paved lane next to Dotombori Street feels like the Osaka of olden days—of hundreds of years ago. Cozy and quaint, lined on both sides with small food shops and cafes, it earned instant fame with Sakunosuke Oda’s novel “Meoto Zen-zai” (Sweet Bean Broth for Two). It is also famous for its moss-covered Fudo-myō statue, known as Mizukake Fudo. You will find a signboard with calligraphy written by

DAY 12—
SAT
14TH-15TH
MARCH

Japan Trip 2009

Kyoto (2 days)

Places to See

Kyoto Higashiyama Hanatouro 2009

Higashiyama, with its white walls and trees reflecting romantic lights, elegant flames colouring the temples and shops, and brimming with all the charms of Kyoto, will be the setting for the Higashiyama Hanatouro. From Shoren-in Temple in the north, past Yasaka Shrine, to Kiyomizu Temple in the south, 4.6km of walking paths will be adorned with ground lanterns and ikebana artwork. During this time there will be various events, with traditional arts on a special stage. The surrounding temples and shrines will hold special viewings and illumination events.

http://www.hanatouro.jp/e/index_h.html

Main Events

Hanatouro

Ikebana Promenade

Modern Ikebana Exhibition

Bamboo Lanterns, Ethereal Waters

Traditional Chinese Dancing

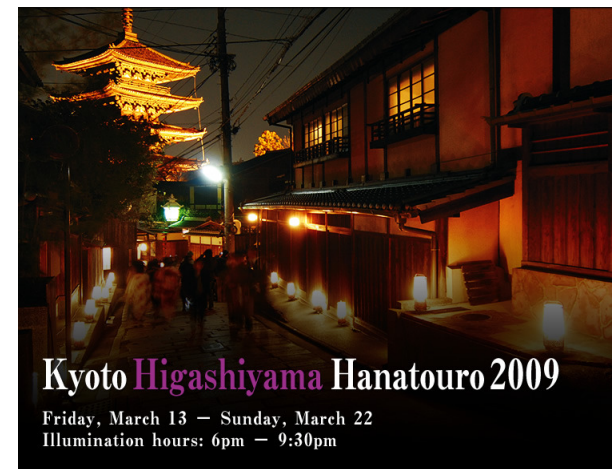
Taiko Drums

Rickshaw rides down flower paths

Details

Date: March 13 – 22, 2009

Time: 18:00-21:30



DAY 12–
SAT
14TH-15TH
MARCH

Japan Trip 2009

Kyoto (2 days)

Place: Kyoto Higashiyama area

Access: City Bus 206, get off at Gion

Tozai subway line, get off at Higashiyama.

Downtown Kyoto

Nishiki Market – Weird and Wonderful food market!

Museum of Kyoto – Admission 500 Yen, 10am – 7.30pm Tues-Sun

Central Kyoto

Kyoto Botanical Gardens – Admission 200 yen, Greenhouse 200 yen extra

Kamigamo-jinja Shrine - Kamigamo-jinja, the oldest shrine in Kyoto, is known for its Aoi Matsuri (Hollyhock Festival), one of Kyoto's three big festivals. The neighbourhood of uniquely shaped houses in which past Shinto priests at this shrine lived has been selected by the national government as an Important Traditional Residential Area. Some of these houses are open to the public.

Kyoo-Gokoku-ji Temple- Kyoo-Gokoku-ji, located near Kyoto Station, is a temple of the Shingon Mikkyo sect of Buddhism.

Southern Higashiyama

Gion – geisha District!

Walking tour – Found in 'Lonely Plant guide'

Northern Higashiyama

Gion – geisha District!

Walking tour – Found in 'Lonely Plant guide'

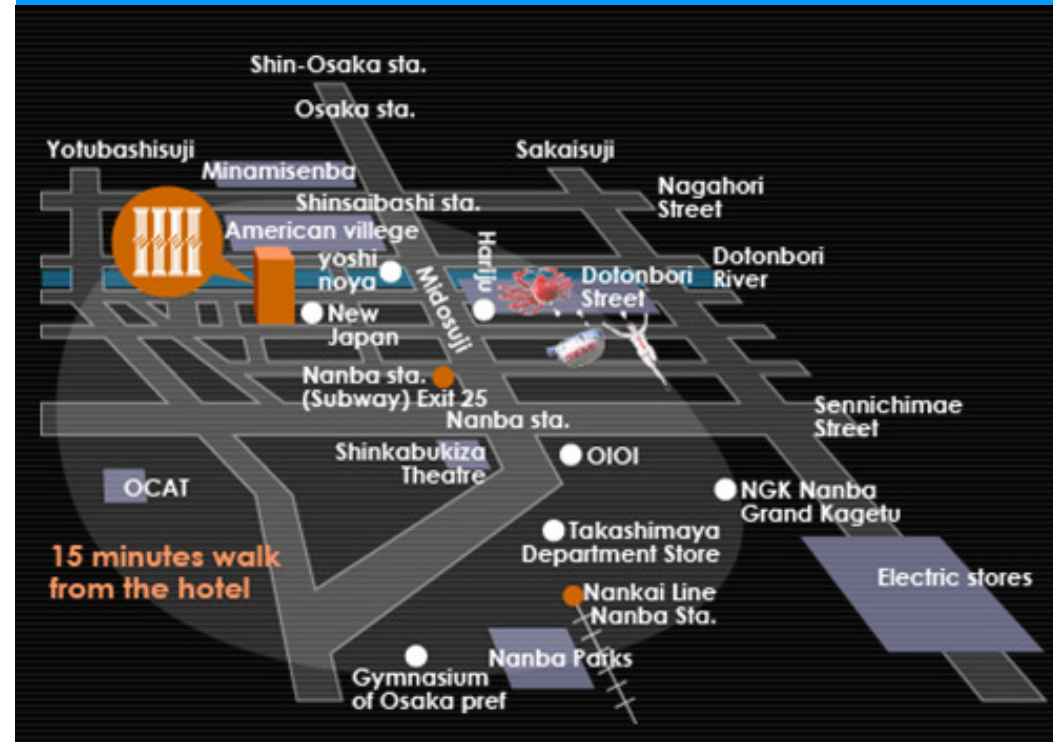
Southeast Kyoto

Fushimi Inari Taisha – MUST SEE Shrines with Hundreds of red torii gate paths. Good to go early as possible.

DAY 16–
WED
18TH-19TH
MARCH

Japan Trip 2009

Osaka (2 days)



Places to See:

Shinsaibashi-suji Shotengai – (Subway Shinsaibashi Sta.(exit No.5 and 6)
Shinsaibashi-Suji Shopping Street, which runs east to Mido-Suji Avenue, is the best-known shopping area in Osaka, and an enduring symbol of the city. With a history of 380 years, it was already an established shopping area in the Edo Period. Shops of all kinds and for all ages line the street, a roofed arcade 600 meters long. There are traditional kimono tailors, western clothing and footwear retailers, restaurants and fast food outlets, jewelers, and boutiques featuring the latest fashions. It's great to take a casual stroll through the Shinsaibashi area. Many people enjoy window-shopping and savoring the food along the way.

**DAY 16—
WED
18TH-19TH
MARCH**

Japan Trip 2009

Hiroshima → Osaka (2 days)

3/18 2009

Route	Departure time/Platform	Arrival time/Platform	Total sum	Required time	Distance	Number of transfers
<u>The first</u>	HIROSHIMA(08:15) 14	OSAKA(09:58) 5	¥9950	1hour 43min	345.4 km	1time
<u>The second</u>	HIROSHIMA(08:50) 14	OSAKA(10:41) 6	¥9950	1hour 51min	345.4 km	1time
<u>The third</u>	HIROSHIMA(09:15) 14	OSAKA(10:58) 5	¥9950	1hour 43min	345.4 km	1time
<u>The fourth</u>	HIROSHIMA(09:50) 14	OSAKA(11:41) 6	¥9950	1hour 51min	345.4 km	1time
<u>The fifth</u>	HIROSHIMA(10:15) 14	OSAKA(11:58) 5	¥9950	1hour 43min	345.4 km	1time

#Timetable directly search %Timetable applied search +Expectation

+ Arrival and departure time is differs from actual time. Please use it as reference.

Required time 1hour 43min (Taking time 93min)
 Distance 345.4 km (Transfer 1)
 Total amount of money ¥9950 (Fare ¥5460 Charge ¥4490)

Transfer	Arrival & Departure	Required	Station name & Route and Train name	Fare	Charge	Time table	Information	Link							
								Airline	J.R.	Rent-a-car	Map	Hotel			
	08:15		HIROSHIMA												
	#	89min	SHINKANSEN HIKARI RailStar 444		Reserved seat ¥4490										
	10min	09:44 09:54	SHINOSAKA	¥5460											
	%	4min	JR Special Rapid Service												
	09:58		OSAKA												

Address

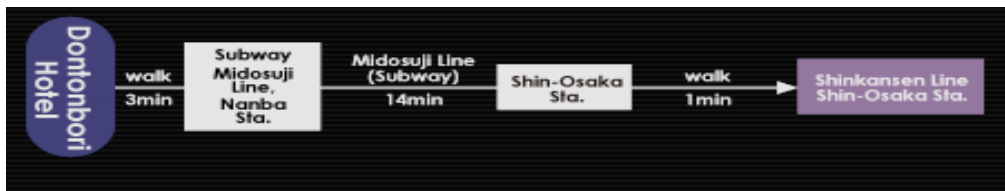
(ZIP 542-0071) 2-3-25 Dotonbori, Chuo-ku, Osaka
 TEL:06-6213-9040 · FAX:06-6213-3449

Access Station

Just 3 minutes walk from Namba Station

Access Shinkansen (Shin-Osaka station)

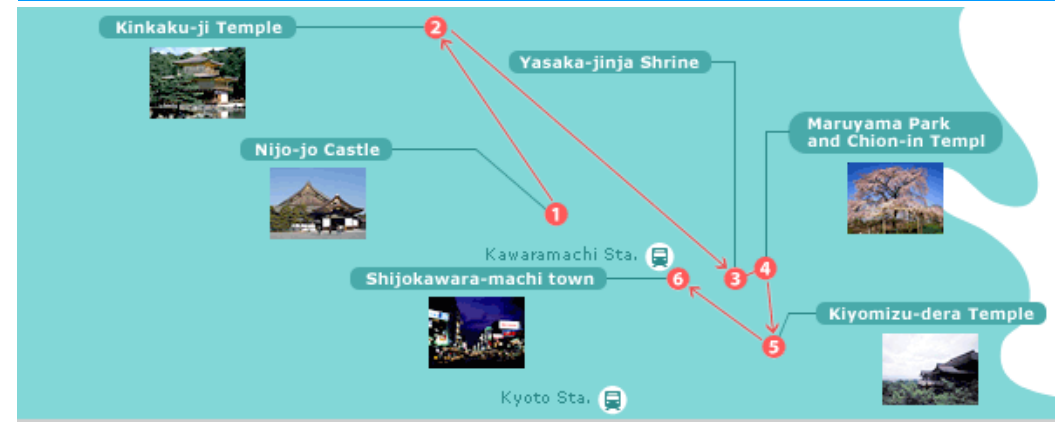
About 14 minutes by subway (Midosuji Line). Get off the train at the **Namba station**.



**DAY 12—
SAT
14TH-15TH
MARCH**

Japan Trip 2009

Kyoto (2 days)



**DAY 14—
MON
16TH-17TH
MARCH**

Japan Trip 2009

Kyoto → Hiroshima(2 days)

EARLY CHECK OUT – 8AM!!!

3/16 2009

Route	Departure time/Platform	Arrival time/Platform	Total sum	Required time	Distance	Number of transfers
The first	KYOTO(09:39) 14	HIROSHIMA(11:28) 12	¥10280	1hour 49min	380.6 km	1time
The second	KYOTO(09:49) 13	HIROSHIMA(11:52) 12	¥10280	2hours 03min	380.6 km	1time
The third	KYOTO(10:39) 14	HIROSHIMA(12:28) 12	¥10280	1hour 49min	380.6 km	1time
The fourth	KYOTO(10:49) 13	HIROSHIMA(12:52) 12	¥10280	2hours 03min	380.6 km	1time
The fifth	KYOTO(11:39) 14	HIROSHIMA(13:28) 12	¥10280	1hour 49min	380.6 km	1time

#Timetable directly search %Timetable applied search +Expectation
+ Arrival and departure time is differs from actual time. Please use it as reference.

Required time 1hour 49min (Taking time 103min)
Distance 380.6 km (Transfer 1)
Total amount of money ¥10280 (Fare ¥6300 Charge ¥3980)

Transfer	Arrival & Departure	Required	Station name & Route and Train name	Fare	Charge	Time table	Information	Link							
								Airline	JR	Rent-a-car	Map	Hotel			
	09:39		KYOTO												
	#	14min	SHINKANSEN KODAMA 597												
6min	09:53 09:59		SHINOSAKA	¥6300	Unreserved seat ¥3980										
	#	89min	SHINKANSEN HIKARI RailStar 455												
	11:28		HIROSHIMA												

Note:

Pick up city map from Tourist Information Centre in JR Hiroshima Station.



**DAY 15—
TUES
17TH
MARCH**

Japan Trip 2009

Miyajima Island

Places to See

PICK UP BIKES FROM HOSTEL – 500 Yen/Day.

- A-Bomb Dome.
- Peace memorial park
- Hiroshima Peach Memorial Museum
Admission 50 Yen – 8.30am-5pm
- Hiroshima National Peace Memorial Hall for the Atomic Bomb Victims
- Hiroshima Castle
Admission 320 Yen – 9am-6pm

Day visit to Miyajima Island 17th March 2009

Take JR Sanyo Trunk Line to JR Miyajima-guchi Ferry approx 30mins.
Catch Ferry from Hiroshima to Miyajima Island
Can use JR pass on Ferry.

10 minutes from Miyajima-guchi to Miyajima by JR Miyajima Ferry

(The ferry runs approximately every 15 minutes between Miyajimaguchi and Miyajima Pier, operated by JR Miyajima Ferry and Miyajima Matsudai Kisen.)
One way fare: ¥170 for adults / ¥80 for children

Miyajima Ferry Route Timetable

Departing Miyajima-guchi – Arriving at Miyajima											
JR Ferry						Matsudai Kisen					
5						5					
6		25				6					
7	05	40	57			7	15		45		
8	10	25	40	55		8	00	15	30	45	
9	10	25	40	55		9	05	20	35	50	
10	10	25	40	55		10	05	20	35	50	
11	10	25	40	55		11	05	20	35	50	
12	10	25	40	55		12	05	20	35	50	
13	10	25	40	55		13	10	30	45		
14	10	25	40	55		14	00	15	30	45	
15	10	25	40	55		15	00	15	30	45	
16	10	25	40	55		16	00	15	30	45	
17	10	25	40	55		17	00	15	30	45	
18	10	30	45			18	00	15	30	45	
19	15		45			19	00	15	30		
20		30				20	00		35		
21	10					21					
22	00		40			22					

DAY 14-
MON
16TH-17TH
MARCH

Japan Trip 2009

Kyoto → Hiroshima(2 days)

DAY 14-
MON
16TH-17TH
MARCH

Japan Trip 2009

Hiroshima(2 days)



Getting There:

1. From JR Hiroshima Station (3 min walk)
2. Get out of the South Exit
3. Turn left and pass through the taxi stand
4. Keep going straight seeing a book store on your left side
5. You will see the railway crossing on your left side in a minute.
6. Please keep going straight (Please do not go across the railway crossing.) a bit more.
7. Turn right at the next narrow street, and you will see the sign "Hana Hostel" on your left side.
8. We are located in a front of a temple.

ADDRESS :

(Post-code 732-0807)

1-15, Kojin-machi, Minami-ku, Hiroshima city

広島市南区荒神町 1-15

PHONE :

082-263-2980 (domestic)

+81-82-263-2980 (from overseas)



In big cities of Japan, please be careful when you park your (rental) bike. There cities have some no-parking zones in the downtown, near the station and on some of the big streets. For example, Hiroshima city specifies the no-parking zones like this:

<http://www.city.hiroshima.jp/www/contents/1206678678938/files/mannerup-jpn.pdf>